


MILLENNIUM

∅ 6", 9", 12", 14" à travers la broche "LB" Large bore ∅ 6", 9", 12", 14"



Tour parallèle

Bed lathe

ISOturn

WILLENNIUS

"LB"

Spécifications

Specification

26 GL

30 GL

33 GL

38

42


Hauteur du centre	Center high	13.2"	15.2"	16.5"	18.9"	20.9"
Diam. au dessus du banc	Swing over bed	26"	30"	33"	37.8"	41.7"
Diam. au dessus du chariot	Swing over cross slide	18.1"	22"	24.8"	25.6"	29.5"
Diam. max à banc rompu	Max. diameter in gap	35"	39"	41.7"	59.4"	63.4"
Largueur du banc rompu	Width of gap		18"		22.4"	
Largueur du banc	Width of bed		18"		22"	
Hauteur du banc	Bed height				24"	
Longueur max. entre centres	Max. length between centers	(60", 80", 100", 120", 140", 160", 200")			(60", 80", 120", 160", 200", 240", 280")	
BROCHE	SPINDLE					
Diam. interne de la broche	Spindle bore	4 1/16", 6 1/16", 9 1/16"			(6 1/8", 9", 12 1/4", 14")	
Nez de la broche	Spindle nose	A1-11, D1-11, A2-15			A2-11, A2-15, A2-20	
Gamme de vitesse	Number of spindle speeds	15-1000rpm, 13-800rpm, 11-700rpm (12 steps)			9-600rpm (12), 6-400rpm (12), 4-300rpm, 3-200rpm	
POUÉE MOBILE	TAILSTOCK					
Diam. du canon de la poupée mobile	Tailstock quill diam.	3 3/4"			5"	
Cônicité interne du canon	Tailstock quill taper	MT #5			MT #6	
Déplacement du canon	Quill travel	9"			12"	
GAMME D'AVANCES	FEEDS RANGE					
Avance transversale	Cross feeds	0.025 mm- 0.35mm (36 Kinds)			0.065mm - 0.96mm (48 Kinds)	
Avance longitudinale	Longitudinal feeds	0.05mm - 0.7mm (36 Kinds)			0.13mm- 1.92mm (48 Kinds)	
Diamètre de la vis mère	Lead screw diameter	1 3/4" x 2 TPI			2" x 2 TPI	
FILETS	THREADS					
Métriques	Metric	0.8mm- 0.14mm/Pitch (65 Kinds)			2-30mm/Pitch (44 Kinds)	
Pouces	Inch	2 - 28 TPI (36 Kinds)			1-16 TPI (42 Kinds)	
Module	Module	0.5 - 7 M (22 Kinds)			1-15 M (32 Kinds)	
DP	DP	4 -56P (36 Kinds)			2-30P (48 Kinds)	
MOTEUR	MOTOR					
Principal	Main spindle	15HP or 20HP			20PH, 25PH	
Distance entre centre	Distance between centers	(60", 80", 100", 120", 140", 160", 200")			-----	-----
Poids net	Net weight	-----	-----	-----	-----	(kg) 5650(60"), 6100(80"), 6650(120"), 7750(160"), 8800(200"), 10500(240"), 12500(280").

Accessoires optionnels

- ▶ Plateau de façade / 4 mors
- ▶ Support d'outils pour perçage profond
- ▶ Mandrin 4 mors (montage direct)
- ▶ Plateau de montage arrière (D-11)
- ▶ Lunette fixe (max. 320mm)
- ▶ Lunette fixe (380mm)
- ▶ Lunette à suivre
- ▶ Plateau de façade (24")
- ▶ Support d'outils arrière
- ▶ Arrêt 1 position micrométrique
- ▶ Arrêt 4 positions micrométrique de type "Turret"
- ▶ Garde anti-éclaboussure (pleine largeur)
- ▶ Garde anti-éclaboussure amovible
- ▶ Attachement pour tournage conique
- ▶ Tourelle à changement d'outils rapide
- ▶ Lampe de travail halogène
- ▶ Avance rapide longitudinale
- ▶ Avance rapide longitudinale & transversale.

Optional accessories


- ▶ Combination 4- jaws face plate
- ▶ Deep hole cutting tool rest
- ▶ 4 jaws independent chuck (direct)
- ▶ D-11 rear mounting plate
- ▶ Steady rest (max. 320 mm)
- ▶ Steady rest (max. 380mm)
- ▶ Follow rest
- ▶ 24" face plate
- ▶ Rear tool post
- ▶ Micro meter bed stopper
- ▶ Turret type 4-position bed stopper
- ▶ Full length rear splash guard
- ▶ Movable rear splash guard
- ▶ Taper attachment
- ▶ Quick change toll post
- ▶ Quartz work light
- ▶ Longitudinal rapid traverse
- ▶ Cross & longitudinal rapid traverse.



MILLENNIUM

"LB"

LB-42



◇◇ Aussi disponible *Also available* ◇◇



Gardes de sécurité optionnels
Machine safety accessories



Distributeur autorisé
Authorized distributor



ISOturn® CANADA

Équipements et spécifications sujets à changements sans préavis.

Specifications and equipments subject to change without prior notice.

745, Pierre-Caisse St-Jean-sur-Richelieu (Québec) CANADA J3B 7Y5
Tél.: 450 348.4950 1 800 465.4650 Fax: 450.348.8661